



## DETECTION ZONES

The expertise we have developed from the hundreds of SensyCity installations that we have created has led us to design a range of "Detection Zone" accessories, in order to adapt the detection zone to all the configurations we have encountered in the field.

When positioned directly on the SIR sensor, the accessories make it possible to adjust the detection area of the PIR sensors to best meet the desired detection needs.

They can be installed when the detection system is commissioned or later if a more limited zoning need is identified.



Detection zone 1 accessory

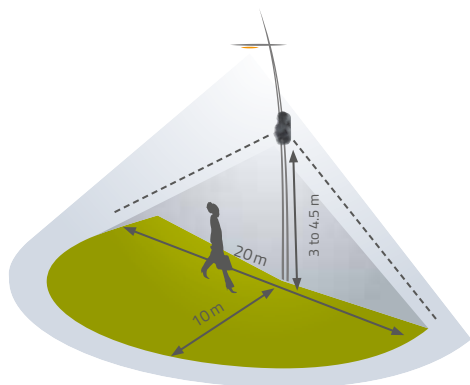


Detection zone 2 accessory

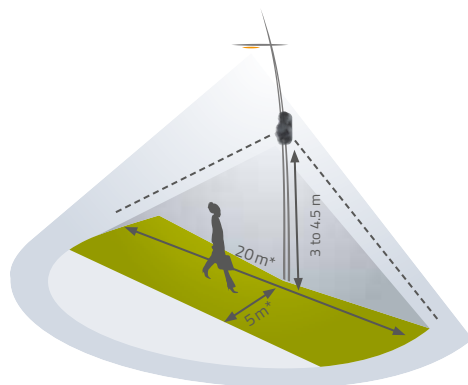


Detection zone 3 accessory

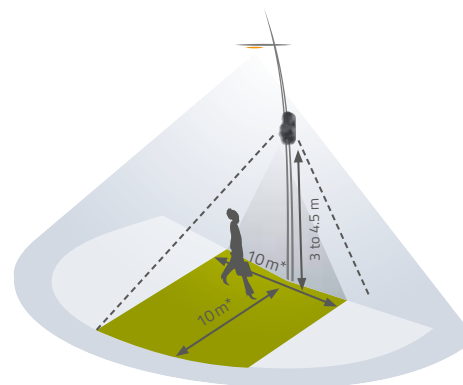
### STANDARD DETECTION ZONE:



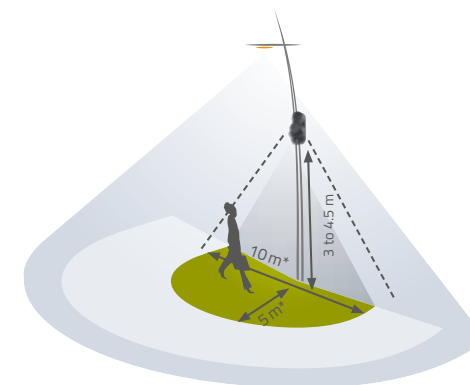
**ZONE 1:** for applications requiring a reduction at the front of the detection zone.



**ZONE 2:** for applications requiring a reduction at the sides of the detection zone.



**ZONE 3:** for applications requiring a reduction of the entire detection zone.



\*Distance given for information. It may vary depending on the configuration of the site.